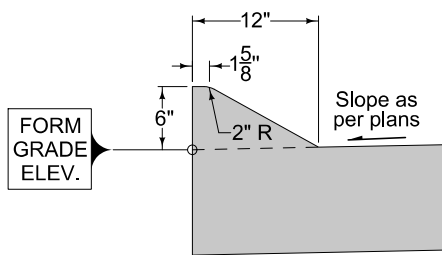
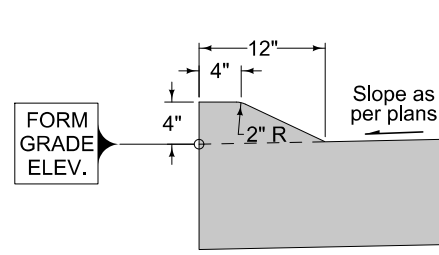


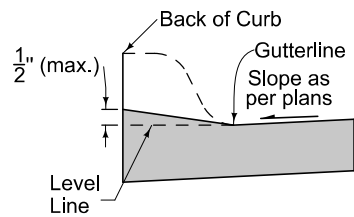
6" STANDARD CURB



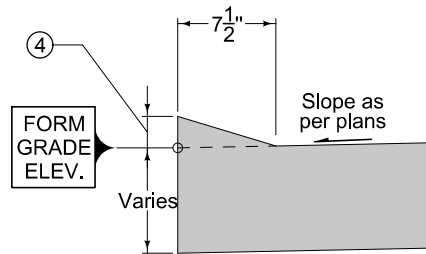
6" SLOPED CURB



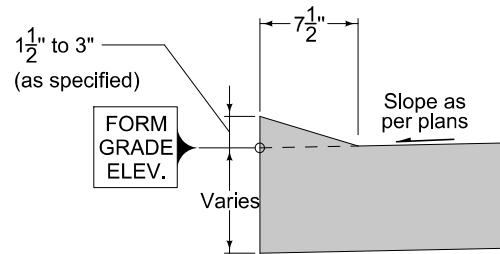
4" SLOPED CURB



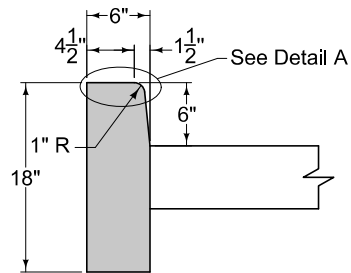
DROP CURB AT SIDEWALK



DRIVEWAY DROP CURB
(Iowa Department of Transportation is not the Contracting Authority)

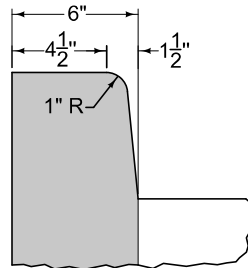


DRIVEWAY DROP CURB
(Iowa Department of Transportation is the Contracting Authority)

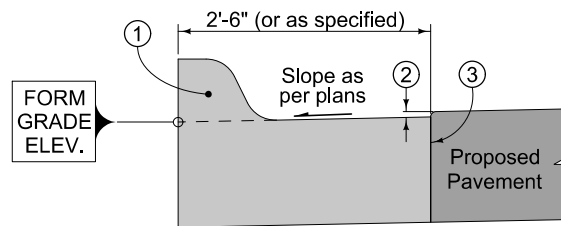


BEAM CURB*

*For short replacement sections, match existing curb profile



DETAIL A



CURB AND GUTTER UNIT

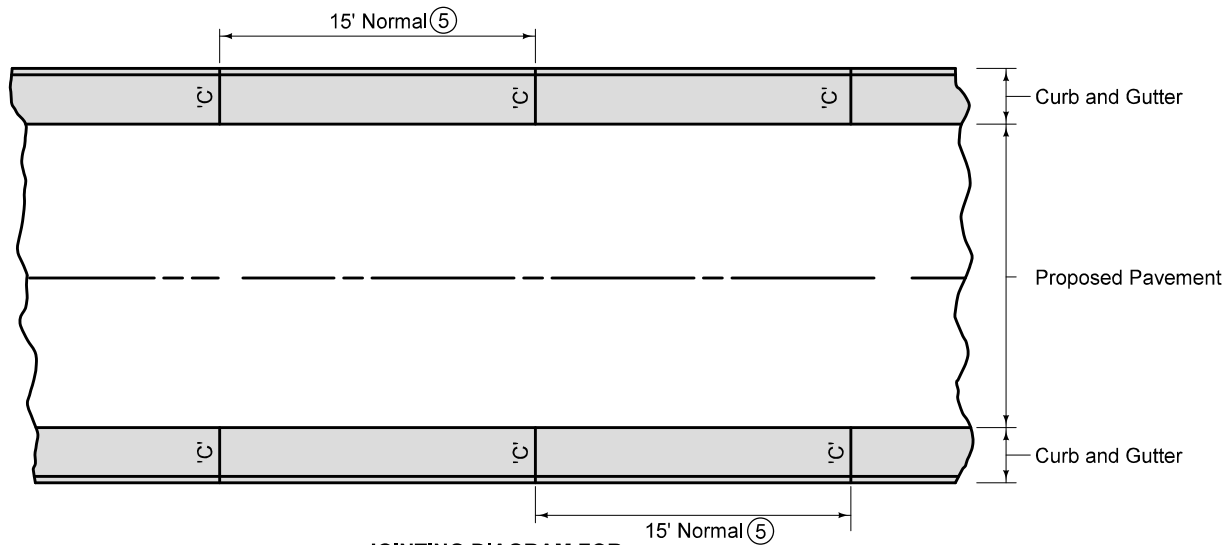
For joint details, see PV-101.

- ① 6 inch Standard Curb, 6 inch Sloped Curb, or 4 inch Sloped Curb as specified.
- ② 1/8 inch if Proposed Pavement is HMA. No elevation difference if Proposed Pavement is PCC.
- ③ 'BT', 'KT', or 'L' joint if Proposed Pavement is PCC. 'B' joint if Proposed Pavement is HMA.
- ④ 0 to 2 inches for residential entrances. 1 1/2 to 3 inches for industrial or commercial entrances.

FIGURE 7010.102 SHEET 1 OF 2

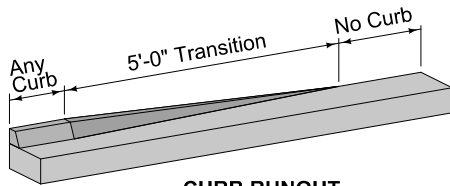
SUDAS	IOWADOT	REVISION
		5 04-21-20
FIGURE 7010.102	STANDARD ROAD PLAN	PV-102
		SHEET 1 of 2
REVISIONS: Split DRIVEWAY DROP CURB detail into two details. Added new circle note 4 on Sheet 1. Renumbered circle note on Sheet 5.		
<i>Paul D. Wiegand</i> SUDAS DIRECTOR		<i>Shawn Miller</i> DESIGN METHODS ENGINEER

PCC CURB DETAILS

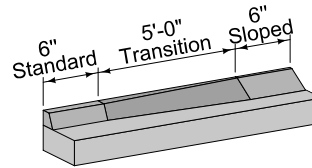


JOINTING DIAGRAM FOR CURB AND GUTTER UNIT

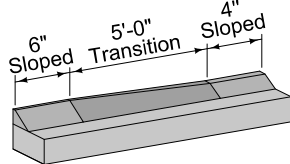
⑤ If proposed pavement is PCC, match joint spacing for proposed pavement. Place 'E' joints in curb and gutter section where expansion joints are to be placed in proposed pavement.



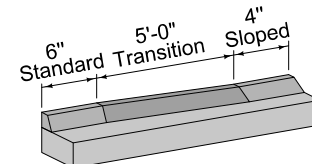
CURB RUNOUT FOR ALL CURBS



CURB TRANSITION FROM 6" STANDARD TO 6" SLOPED



CURB TRANSITION FROM 6" SLOPED TO 4" SLOPED



CURB TRANSITION FROM 6" STANDARD TO 4" SLOPED

FIGURE 7010.102

SHEET 2 OF 2

SUDAS	IOWADOT	REVISION
		5 04-21-20
FIGURE 7010.102	STANDARD ROAD PLAN	PV-102
		SHEET 2 of 2
<small>REVISIONS: Split DRIVEWAY DROP CURB detail into two details. Added new circle note 4 on Sheet 1. Renumbered circle note on Sheet 5.</small>		
<i>Paul D. Wigand</i> SUDAS DIRECTOR		<i>Stuart Niles</i> DESIGN METHODS ENGINEER

PCC CURB DETAILS